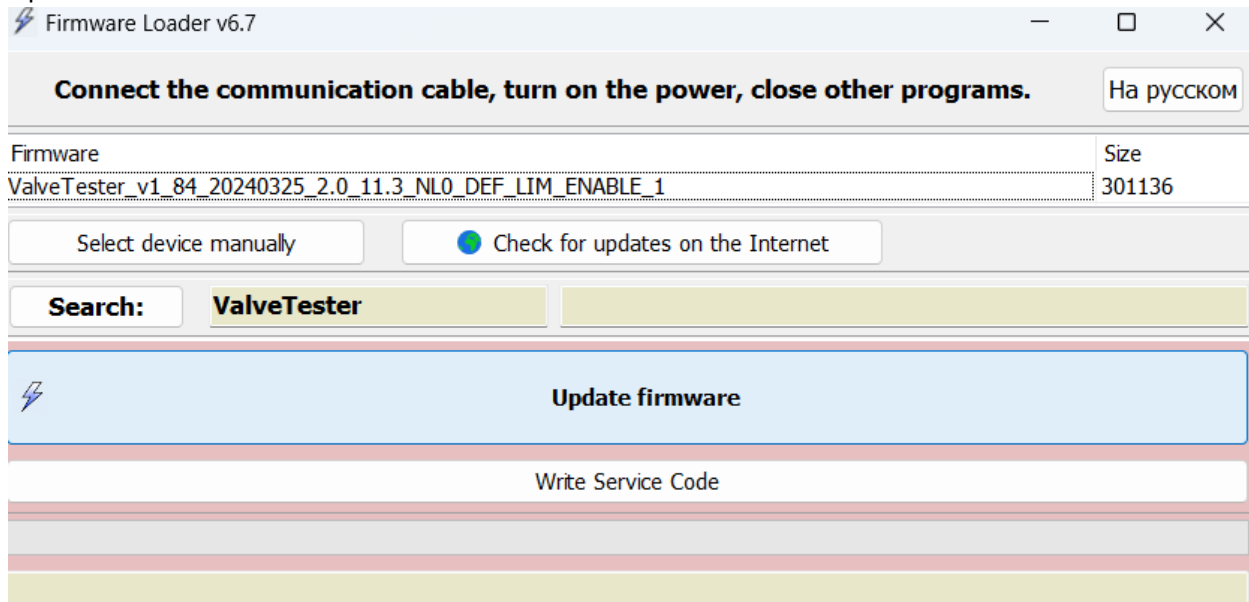
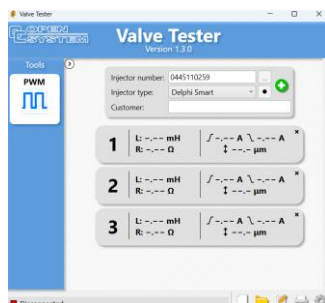


Create Service code

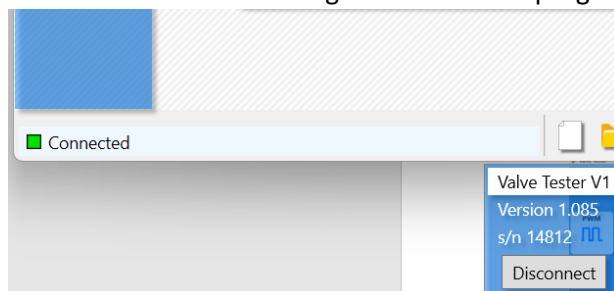
1. Download and install firmware
https://opensys.com.ua/system/storage/download/2qaG-ValveTester_v1_85.exe
2. Connect the device to the 220 V network and to the computer via the USB cable. Turn on the device.
3. Update firmware Valve Tester



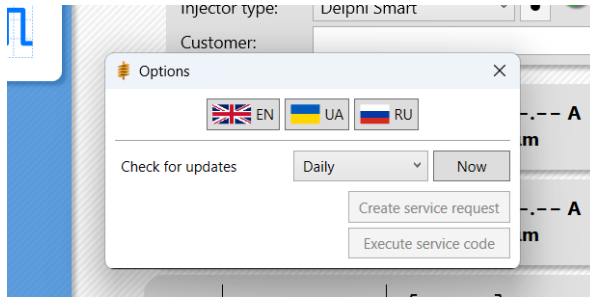
4. Download and install software Valve Tester.
<https://opensys.com.ua/system/storage/download/46Eu-ValveTester-1.3.0.msi>
5. Run software Valve Tester



6. Connect to the device using the Valvetester program



7. Create Service Request



8. After generating the service code, your seller will send you a file with the code. It will be necessary to press the "execute service code" button and select the file with the code you received